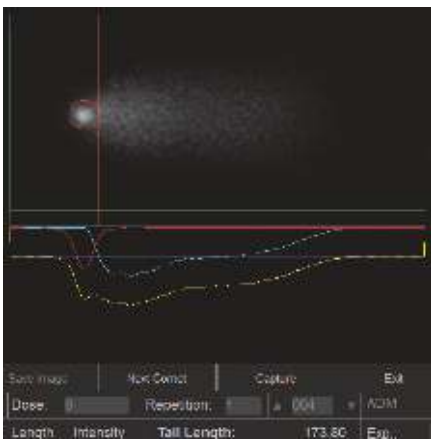


CometImager CometScan


Automation
of the Single Cell Gel
Electrophoresis Assay
Sample Analysis



CometImager

Stand-alone interactive Comet assay analysis

CometImager is the interactive system for Comet assay analyses. CometImager works with any fluorescence microscope that has a suitable camera adaptor tube. The software is optimized to achieve best results with least interaction. A simple combination of mouse clicks selects target cells, acquires images, and performs the final analysis. All common Comet assay parameters are obtained. Data are automatically stored in the background and can be printed as a report, or be exported for further processing. The study manager allows for setting up complete experiments with several slides and doses. Various settings allow for adapting the software to the own scoring standards. Once adjusted, the settings guarantee reproducible results without any biases.



CometScan

Fully automated, and unattended Comet assay analysis

CometScan is the fully automated Comet assay analyzer based on the renowned slide scanning platform Metafer. CometScan automatically finds, acquires, and analyzes Comet assay cells - fully unattended and in up to 800 slides. Each single cell is displayed as a gallery image, and users can re-locate the corresponding item on the slide with just one mouse click. Analysis parameters are set using user-adjustable parameter sets (*Classifiers*), so that on the same system several different experimental setups can be used. Optionally CometScan can be used to perform CometFISH, and to quantify apoptotic cells ('Hedgehog Comets'). CometScan is compliant to the OECD guideline #489 (2014), and it is ready to be used in GLP environments. Several tools for reporting, statistical analyses, and the setup of large blinded studies are included.


COMET ASSAY

High Throughput Comet Assay

Support of multi-gel slide layouts

Metafer is a highly versatile slide scanning platform, which bears many advantages for the setup of high-throughput routine Comet assay workflows. Metafer's fast and flexible slide scanning stage can be adapted to many different sample layouts and, thus, facilitate the analysis of multi-gel plates such as the Trevigen™ CometSlide™. The various options to adjust and then standardize a workflow make Metafer the perfect tool to steadily generate highly reproducible data. The SlideFeeder x80, a modular system to increase throughput capacity of any Metafer system, can be used with standard slides as well as with large multiple gel plates. It handles up to 800 slides, up to 88 full-size plates, or even a mix of different samples. Metafer's robustness and the possibility to prioritize samples using the bar code reader make the system the perfect service for routing 24/7 imaging.

Metafer slide frame with a Trevigen™ CometSlide™ (for 96 gels).



MetaSystems

MetaSystems Hard & Software GmbH (Headquarters)

Robert-Bosch-Str. 6
68804 Altlußheim, Germany
tel +49 6205 396 10 | fax +49 6205 322 70
info@metasystems.de

MetaSystems Group, Inc.

70 Bridge Street
Newton, MA 02458, USA
tel +1 6179 2499 50 | fax +1 6179 2499 54
info@metasystems.org

MetaSystems S.r.l.

Via Gallarate 80
20151 Milano, Italy
tel +39 0236 7587 51
fax +39 0245 3753 03
info@metasystems-italy.com

MetaSystems India Pvt., Ltd.

No. 1/1, 2nd Floor, 1st Main Rd., 2nd cross
Thimmaiah Garden, R T Nagar
Bangalore Karnataka, 560 032, India
tel +91 9535 7788 01
info@metasystems-india.com

MetaSystems Asia Co., Ltd.

Unit 108, 1/F, Bio-Informatics Centre
No. 2 Science Park West Avenue
Hong Kong Science Park
Shatin, New Territories, Hong Kong
tel +852 2587 8333 | fax +852 2587 8334
info@metasystems-asia.com

COMET ASSAY



info@metasystems-international.com
www.metasystems-international.com